










Xerox® iGen® 5 / 150 Presses







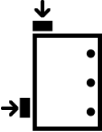
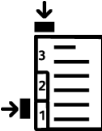
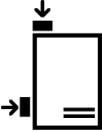
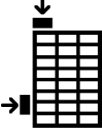
Xerox® iGen4® Diamond Edition

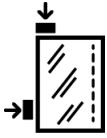
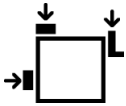
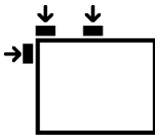




Product Symbols



Refer to the following table for the product symbols and their definitions.

Symbol	Definition
	Caution This symbol indicates a mandatory action to take in order to avoid damage to these areas.
	Warning This symbol alerts users to areas where there is the possibility of personal injury.
	Laser Warning This symbol indicates a laser is being used and alerts the user to refer to the appropriate safety information.
	Hot Warning This symbol alerts users to areas where there are heated surfaces which should not be touched.
	Hot Warning - Burn Hazard This symbol alerts users to areas where there are heated surfaces which should not be touched.
	Pinch Hazard This warning symbol alerts users to areas where there is the possibility of personal injury.
	Warning: Pinch Point This warning symbol alerts users to areas where there is the possibility of personal injury.
	Warning: Moving Parts This warning symbol alerts users to areas where there is the possibility of personal injury.
	High Voltage Warning This warning symbol alerts users to areas where there is high voltage. To avoid personal injury, use extreme care in these areas.

Symbol	Definition
	Lock
	Unlock
	Do Not Touch
	Ground / Common / Earth Terminal
	Tray Ready to Open
	Wait: Tray is Not Ready to Open
	Load Drilled Paper as Indicated
	Load Tabs as Indicated
	Load Letterhead as Indicated
	Load Labels as Indicated

Symbol	Definition
	Load Transparencies as Indicated
	Load Small Media as Indicated
	Load Large / Oversize Media as Indicated
	On This symbol indicates the main power switch is in the ON position.
	Off This symbol indicates the main power switch is in the OFF position.
	Standby This symbol indicates the secondary power switch is in the Standby position.
	Do Not Dispose in Normal Household Waste Stream <ul style="list-style-type: none"> • Application of this symbol is confirmation that you should not dispose of items, such as Customer Replaceable Units (CRUs), in the normal household waste stream. You must dispose of these items in compliance with agreed national procedures. • This symbol often accompanies batteries and indicates that used electrical and electronic products and batteries should not be mixed with general household waste. • For more information about collection and recycling, please contact your local municipality, your waste disposal service, or the point of sale where you purchased the items.

