









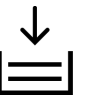
# Xerox® D95A/D110/D125/D136 Copier/Printer











## Xerox® D110/D125/D136 Printer









### Product Symbols



Refer to the following table for the product symbols and their definitions.

Symbol	Definition
	<b>Caution</b> This symbol indicates a mandatory action to take in order to avoid damage to these areas.
	<b>Warning</b> This symbol alerts users to areas where there is the possibility of personal injury.
	<b>Hot Warning</b> This symbol alerts users to areas where there are heated surfaces which should not be touched.
	<b>Laser Warning</b> This symbol indicates a laser is being used and alerts the user to refer to the appropriate safety information.
	<b>Pinch Hazard</b> This warning symbol alerts users to areas where there is the possibility of personal injury.
	<b>High Voltage Warning</b> This warning symbol alerts users to areas where there is high voltage. To avoid personal injury, use extreme care in these areas.
	<b>Do Not Touch</b>
	<b>Do Not Dispose into an Open Flame / Incinerate</b>
	<b>Add Paper / Media</b>

Symbol	Definition
	Paper Jam
	Do Not Load the Toner Cartridge with this End First
	Do Not Load the Toner Cartridge with this End First
	<b>Keep Area Clear</b> Do not store any objects in this location.
	Do Not Use Envelopes
	Do Not Use Postcards
	Do Not Use Folded, Creased, Curled, or Wrinkled Paper
	Do Not Load / Use Ink Jet Paper
	Do Not Use Media Attached with Staples or Paper / Metal Clips
	Do Not Copy Money

Symbol	Definition
	<b>Load Drilled Paper as Indicated</b>
	<b>Load Media / Documents Face Down</b>
	<b>USB</b> Universal Serial Bus
	<b>LAN</b> Local Area Network
	<b>On</b> This symbol indicates the main power switch is in the <b>ON</b> position.
	<b>Off</b> This symbol indicates the main power switch is in the <b>OFF</b> position.
	<b>Standby</b> This symbol indicates the secondary power switch is in the <b>Standby</b> position.
	<b>Do Not Dispose in Normal Household Waste Stream</b> <ul style="list-style-type: none"> <li>• Application of this symbol is confirmation that you should not dispose of items, such as Customer Replaceable Units (CRUs), in the normal household waste stream. You must dispose of these items in compliance with agreed national procedures.</li> <li>• This symbol often accompanies batteries and indicates that used electrical and electronic products and batteries should not be mixed with general household waste.</li> <li>• For more information about collection and recycling, please contact your local municipality, your waste disposal service, or the point of sale where you purchased the items.</li> </ul>

